


Church Lawford C of E First School

Presentation to Parents on 15th
March 1994


(Note that the original presentation was via
Transparencies on an Overhead Projector. These did
not digitise satisfactorily, so they have been
reconstructed for this archive)



CHURCH LAWFORD C OF E FIRST SCHOOL

AIMS OF THE LEA

1. Take out 30% plus surplus places.
2. Create all through primary schools.
3. Guideline size 90-420 pupils.
4. Improve pupil-teacher ratios where currently worse than county average.
5. Take unsatisfactory buildings out of use.
6. Ensure enough school places to meet local needs.
7. Take account of parental preferences.
8. Ensure children have a school reasonably near their home.



CHURCH LAWFORD C OF E FIRST SCHOOL


VILLAGE LINKS

LONG LAWFORD

- ❖ Communities have little in common.
- ❖ Totally dis-similar schools.
- ❖ Few Church Lawford children go to Long Lawford at age 8.


WOLSTON

- ❖ Church parish link.
- ❖ schools:
 - Small
 - Rural
 - Church



CHURCH LAWFORD
C OF E
FIRST SCHOOL

IF CHURCH
LAWFORD FIRST
SCHOOL WERE
TO CLOSE THE
PARENTS
WOULD WISH
THEIR
CHILDREN TO
GO TO
WOLSTON
RATHER THAN
LONG LAWFORD




CHURCH LAWFORD C OF E FIRST SCHOOL

QUALITY OF EDUCATION

Church Lawford:

- ❖ Is delivering national curriculum to a high standard.
- ❖ Has taken a lead in developing the working of the COSS - FOSS Cluster.
- ❖ Has administered standard assessment tests to 7 year olds for 3 years, to full satisfaction of independent auditors.
- ❖ Has achieved above average attainment levels.




CHURCH LAWFORD C OF E FIRST SCHOOL

QUALITY OF EDUCATION

It also teaches:

- ❖ Christian moral values.
- ❖ To value themselves, others, and the community.
- ❖ Positive attitude towards learning, self-discipline, and good behaviour.




CHURCH LAWFORD
C OF E
FIRST SCHOOL

SUCH A SCHOOL

DOES NOT

DESERVE


CLOSURE



CHURCH LAWFORD
C OF E
FIRST SCHOOL

OUR QUALITY IS VALUED:


- ❖ Positive reports from middle school headteachers.
- ❖ Parents from outside the area choose to bring their children to Church Lawford.



CHURCH LAWFORD C OF E FIRST SCHOOL

SPECIAL NEEDS:


- ❖ The school is proud of the succession of children with special needs whose parents have chosen the school for the special care we can give.
- ❖ All have integrated well.
- ❖ All have responded well.
- ❖ Their presence enriches the life of the school and develops positive attitudes towards disabled persons among able-bodied pupils.



CHURCH LAWFORD C OF E FIRST SCHOOL

FINANCE

- ❖ School being effectively managed under L.M.S.
- ❖ Well maintained.
- ❖ Well resourced.
- ❖ Additional staffing when necessary.
- ❖ Has accumulated a small contingency.




CHURCH LAWFORD C OF E FIRST SCHOOL

FINANCE

The School will remain financially secure because of:

- ❖ Steadily increasing pupil numbers.
- ❖ Friends of the school.
- ❖ Village charity.




CHURCH LAWFORD C OF E FIRST SCHOOL

SCHOOL IN THE COMMUNITY

- ❖ Schools and the church.
- ❖ School and village events.
- ❖ Visits to local farms and local people.
- ❖ Local people coming into school
 - To share lunch.
 - To help.
- ❖ Other schools visit to share our rich environment.
- ❖ Play group.
- ❖ Mothers and Toddlers.
- ❖ Youth club.
- ❖ Evening classes.
- ❖ Country dancing.


**ALL THIS WOULD BE LOST IF
THE SCHOOL SHOULD CLOSE**



CHURCH LAWFORD C OF E FIRST SCHOOL

THE BUILDINGS


- ❖ Modern buildings, built as all-through primary.
- ❖ Well maintained.
- ❖ Low running costs.
- ❖ C of E. controlled and buildings not suitable for other use.



CHURCH LAWFORD C OF E FIRST SCHOOL

THE BUILDINGS


- ❖ Adaptable.
- ❖ Generous grounds.
- ❖ Recreation field.



CHURCH LAWFORD C OF E FIRST SCHOOL

PROPOSAL


- ❖ Expand the school to 120 by building one extra classroom.
- ❖ Combine Church Lawford and Harborough Magna schools into a single 4-11 primary at Church Lawford.



CHURCH LAWFORD C OF E FIRST SCHOOL

COSTS

- ❖ Cost of expanding Church Lawford
£140,000.
- ❖ Saving by not building new school
at Brinklow
£850,000 - £1,000,000.



CHURCH LAWFORD C OF E FIRST SCHOOL


TRAVEL

Travel distances:

Harborough Magna to:

- ❖ Church Lawford 3 miles.
- ❖ Brinklow 3 miles.
- ❖ Monks Kirby 8 miles.

Church Lawford children don't
need to travel to Long Lawford.



CHURCH LAWFORD C OF E FIRST SCHOOL

PARENTAL CHOICE

❖ Long Lawford:

- 308 pupils in 330 places by 1999

❖ Bloxham primary (Bilton):

- 430 pupils in 390 places by 1999

❖ Wolston:

- 142 Pupils in 150 places by 1999

❖ Brinklow: (Proposal 1)


- 155 Pupils in 150 places by 1999

❖ Monks Kirby: (Proposal 1)

- 155 Pupils in 150 places by 1999

❖ (Proposal 2)

- 231 pupils in 240 places by 1999



CHURCH LAWFORD C OF E FIRST SCHOOL


PUPIL NUMBERS

❖ Current numbers:

- Church Lawford 41
- Harborough Magna 26

❖ Add 8 to 11 year olds around 100 by 1997.


❖ Add likely intake from surrounding areas we would operate close to capacity of 120 pupils.



CHURCH LAWFORD C OF E FIRST SCHOOL

THE GOVERNORS PROPOSALS WOULD:

1. Remove 150 'surplus' places at Harborough Magna and Church Lawford.
2. Create a 120 place 4-11 primary school at Church Lawford.
3. Save capital expenditure of £700,000 to £850,000 by removing the need for a new school at Brinklow.
4. Optimise the use of the excellent buildings at Church Lawford.



CHURCH LAWFORD C OF E FIRST SCHOOL

THE GOVERNORS PROPOSALS

Cont:

5. Better provide sufficient places to meet local needs.
6. Increase the opportunity for the expression of parental choice.
7. Minimise the travel distances for children in Church Lawford and Harborough Magna, while retaining the options for those parents who choose to transport their children to school.